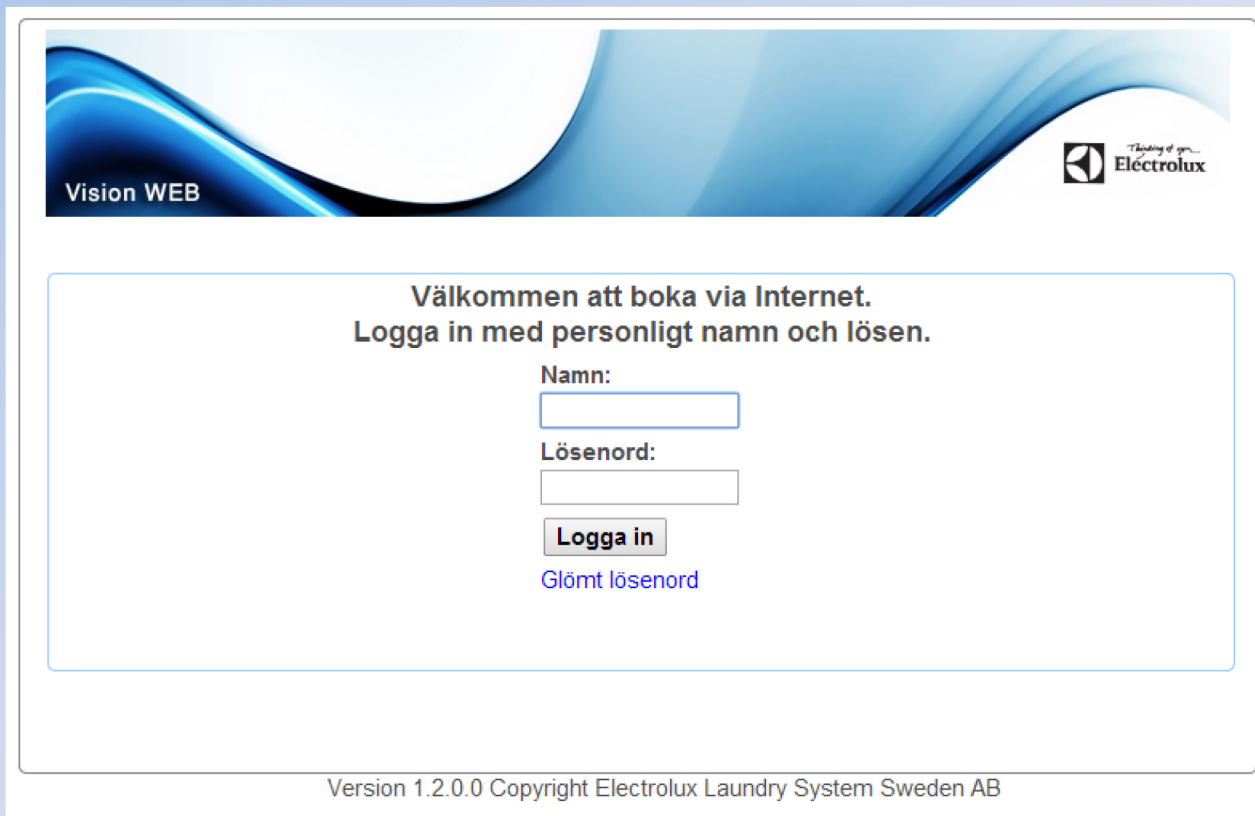


# Get started with Vision WEB

1. Find Vision WEB online on your home-computer. Web-address and user information will be provided to you from your property manager. The website should look like the image below.
2. Log in with your name (usually your apartment number) and your password.



The image shows a screenshot of the Vision WEB login interface. At the top, there is a blue header with the text "Vision WEB" on the left and the Electrolux logo on the right. Below the header, the main content area is enclosed in a light blue border and contains the following text and form elements:

**Välkommen att boka via Internet.  
Logga in med personligt namn och lösen.**

Namn:

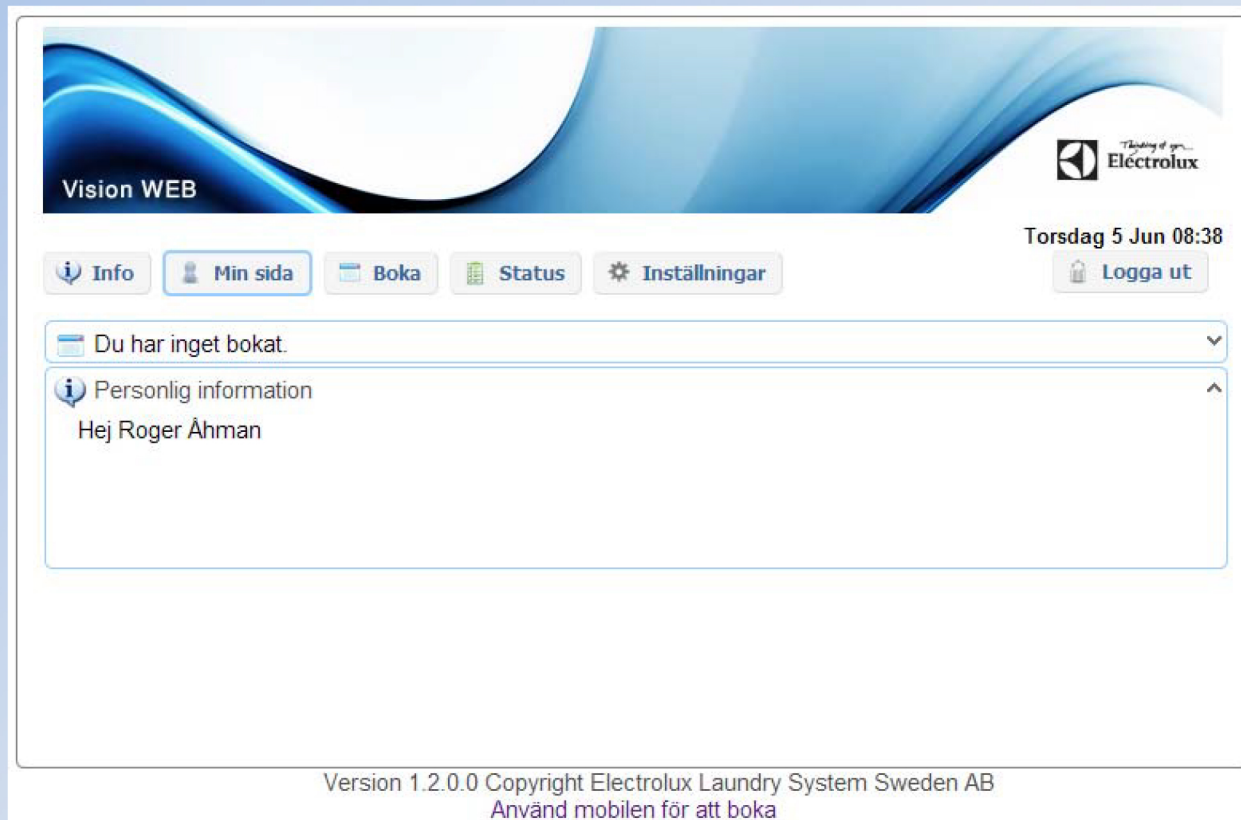
Lösenord:

[Glömt lösenord](#)

At the bottom of the page, the version information is displayed: "Version 1.2.0.0 Copyright Electrolux Laundry System Sweden AB".

# Get started with Vision WEB

3. After logging in, this page will be shown



The screenshot shows the Vision WEB user interface. At the top, there is a blue header with the text "Vision WEB" on the left and the Electrolux logo on the right. Below the header, there is a navigation bar with buttons for "Info", "Min sida", "Boka", "Status", and "Inställningar". To the right of these buttons, the date and time "Torsdag 5 Jun 08:38" and a "Logga ut" button are displayed. Below the navigation bar, there is a message box that says "Du har inget bokat." with a dropdown arrow. Below that, there is a section for "Personlig information" with a dropdown arrow, containing the text "Hej Roger Åhman". At the bottom of the page, there is a footer with the text "Version 1.2.0.0 Copyright Electrolux Laundry System Sweden AB" and "Använd mobilen för att boka".

Vision WEB

Thinking of you  
Electrolux

Torsdag 5 Jun 08:38

Info Min sida Boka Status Inställningar

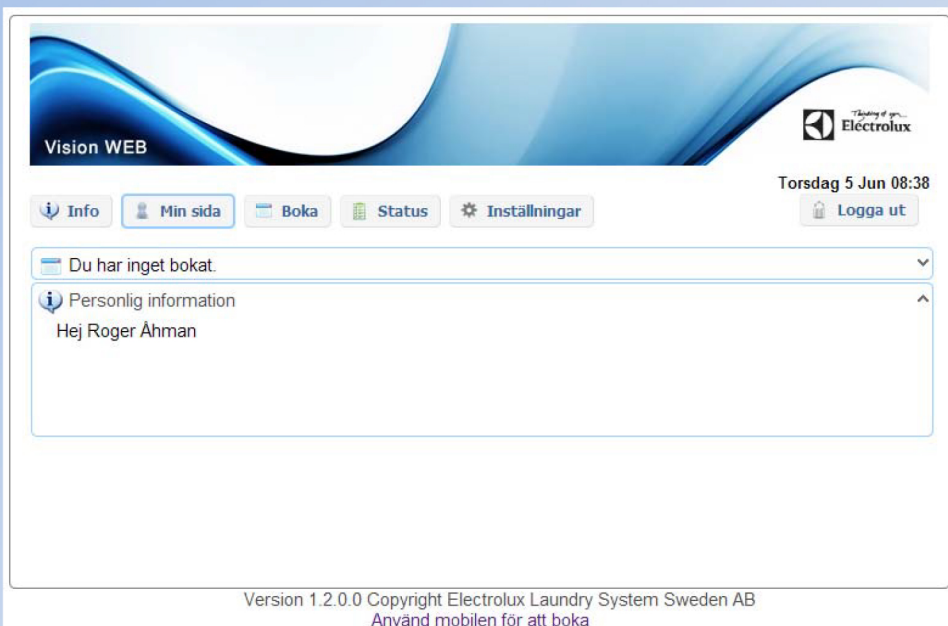
Logga ut

Du har inget bokat.

Personlig information  
Hej Roger Åhman

Version 1.2.0.0 Copyright Electrolux Laundry System Sweden AB  
Använd mobilen för att boka

# Get started with Vision WEB



The screenshot shows the Vision WEB interface. At the top left, it says "Vision WEB" next to the Electrolux logo. Below this is a navigation bar with buttons for "Info", "Min sida", "Boka", "Status", and "Inställningar". On the right side of the navigation bar, it displays the date and time "Torsdag 5 Jun 08:38" and a "Logga ut" button. The main content area shows a message "Du har inget bokat." (You have no bookings) with a dropdown arrow. Below this is a section for "Personlig information" (Personal information) with a sub-header "Hej Roger Åhman". At the bottom of the page, there is a footer with the text "Version 1.2.0.0 Copyright Electrolux Laundry System Sweden AB" and "Använd mobilen för att boka" (Use the mobile to book).

Min sida (My page): See your current bookings, and possibility to cancel booking

Boka (To book): Shows booking options

Status (Status): Show remaining time on machines

Information (Information): General information from the landlord

Inställningar (Options): E-mail, phone number, password for Vision WEB, reminder of bookings.